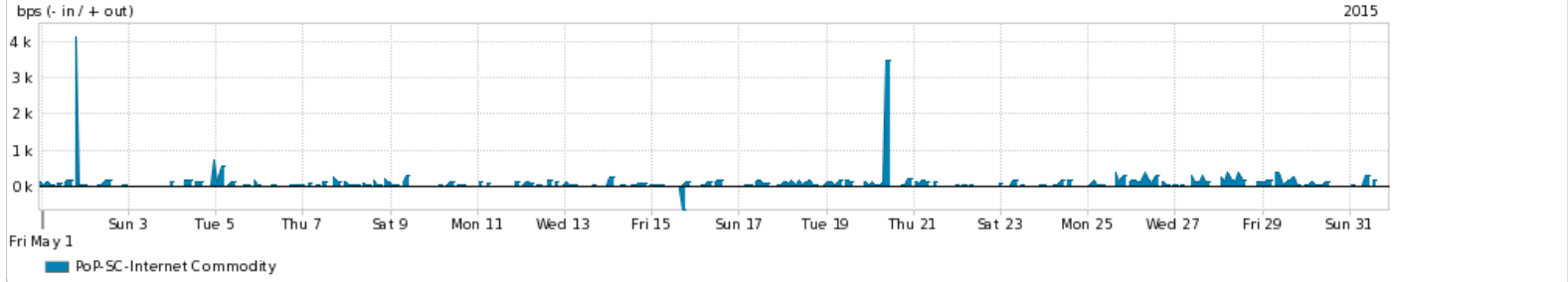


Os gráficos apresentados neste relatório de tráfego estão em formato stack, o que significa que seu valor é uma composição da soma dos componentes listados nas legendas localizadas logo abaixo dos gráficos. Os gráficos estão em "bps x tempo" e possuem dois eixos verticais, Out (positivo) e In (negativo).  
 A primeira coluna da tabela define o ponto de referência para entendimento dos valores de In e Out.  
 A contabilização do tráfego é sob o ponto de vista do AS da RNP, AS1916.

- Legenda:
- PoP - Ponto de presença da RNP
  - Parceiros - Provedores comerciais que a RNP mantém acordos de troca de tráfego
  - Internet Acadêmica - Acesso às redes acadêmicas internacionais, serviço atualmente provido pela RedClara
  - Internet commodity - Acesso pago à Internet global que é oferecido pela RNP aos seus clientes
  - ASN - Número do sistema autônomo
  - Profile - Objeto gerenciável definido arbitrariamente no Peakflow através de diversos parâmetros (ex: bloco cidr, peer-as, as-path, bgp community, interface, etc)

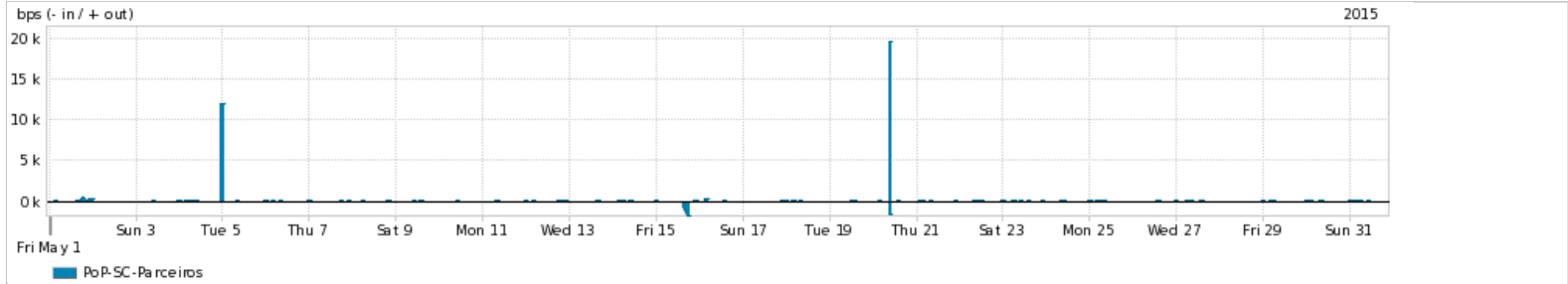
Utilização do serviço de Internet Commodity pelo PoP-SC



Average | Max | PCT95

PROFILE	PROFILE	IN	OUT	TOTAL	
<input checked="" type="checkbox"/>	PoP-SC	Internet Commodity	1.00 bps	85.00 bps	86.00 bps

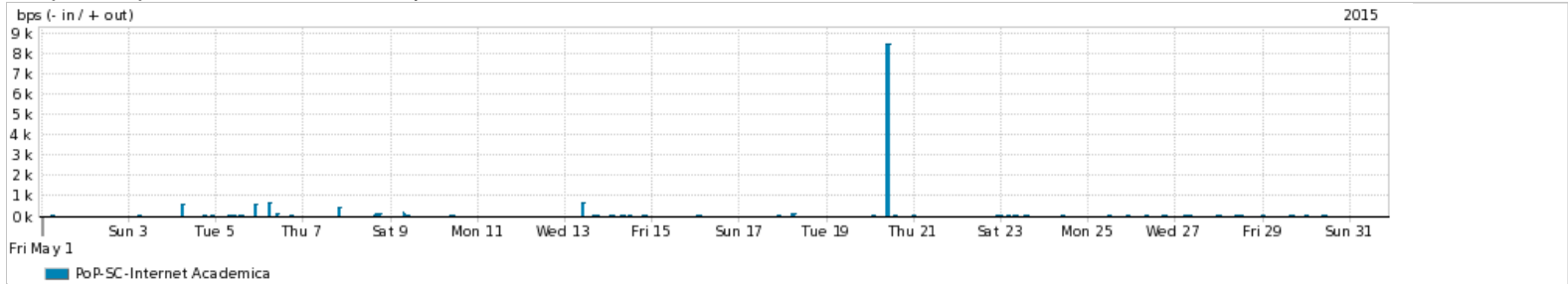
Utilização das trocas de tráfego comerciais no Brasil pelo PoP-SC



Average | Max | PCT95

PROFILE	PROFILE	IN	OUT	TOTAL	
<input checked="" type="checkbox"/>	PoP-SC	Parceiros	10.00 bps	103.00 bps	113.00 bps

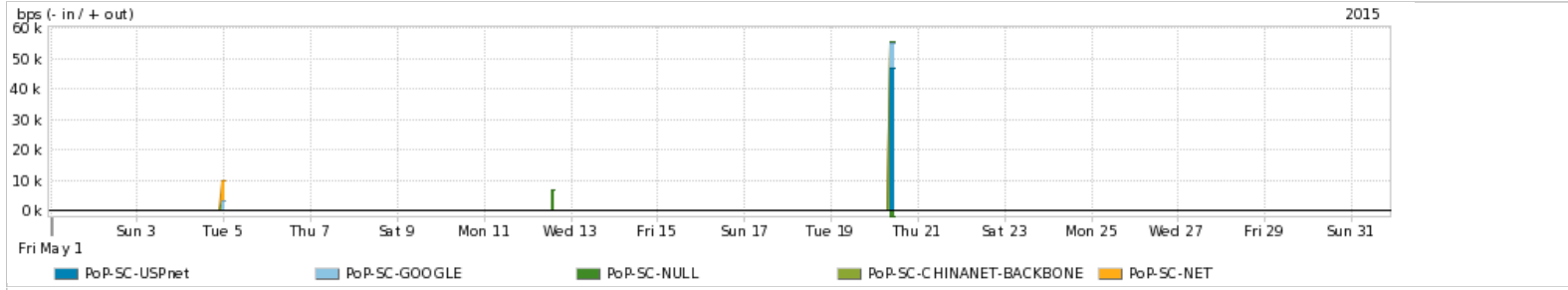
Utilização do serviço de Internet acadêmica internacional pelo PoP-SC



Average | Max | PCT95

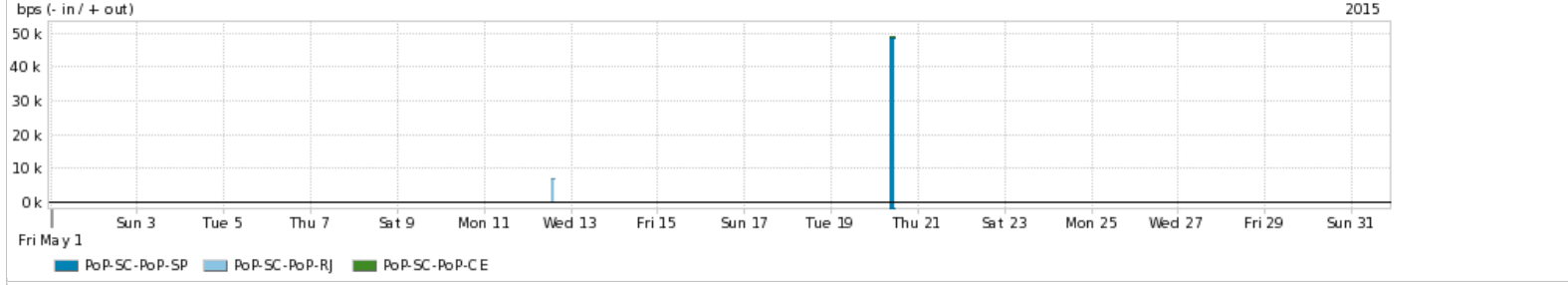
PROFILE	PROFILE	IN	OUT	TOTAL	
<input checked="" type="checkbox"/>	PoP-SC	Internet Academica	0.00 bps	38.00 bps	38.00 bps

Redes (AS's de origem) mais acessadas pelo PoP-SC



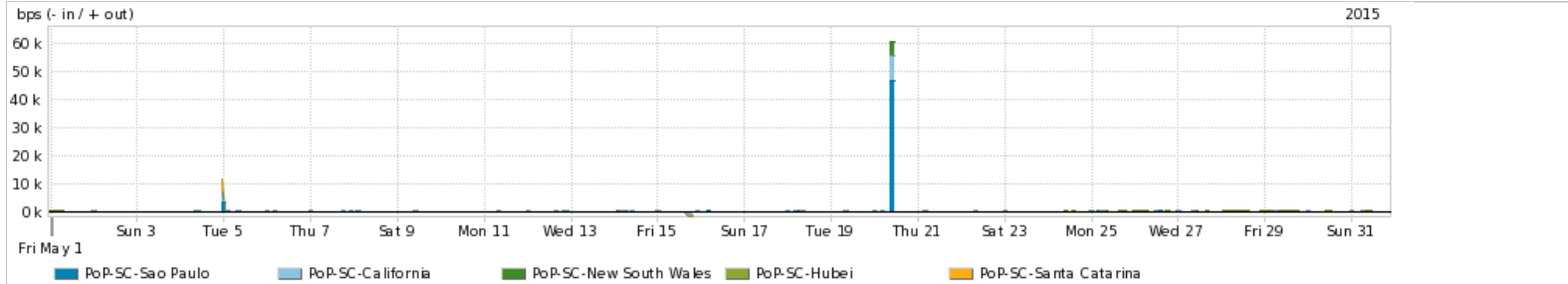
PROFILE	AS NAME	ASN	IN	OUT	TOTAL
<input checked="" type="checkbox"/>	PoP-SC	USPnet	28571	0.00 bps	125.00 bps
<input checked="" type="checkbox"/>	PoP-SC	GOOGLE	15169	0.00 bps	31.00 bps
<input checked="" type="checkbox"/>	PoP-SC	NULL	0	4.00 bps	23.00 bps
<input checked="" type="checkbox"/>	PoP-SC	CHINANET-BACKBONE	4134	0.00 bps	23.00 bps
<input checked="" type="checkbox"/>	PoP-SC	NET	28573	0.00 bps	17.00 bps
<input type="checkbox"/>	PoP-SC	Microsoft-MSN-AS	8075	0.00 bps	15.00 bps
<input type="checkbox"/>	PoP-SC	FACEBOOK	32934	10.00 bps	0.00 bps
<input type="checkbox"/>	PoP-SC	AMAZON-02	16509	0.00 bps	8.00 bps
<input type="checkbox"/>	PoP-SC	OVH	16276	0.00 bps	5.00 bps
<input type="checkbox"/>	PoP-SC	BTSAFDF	8167	0.00 bps	4.00 bps

Interesse de tráfego do PoP-SC com os outros PoPs da RNP



PROFILE	PROFILE	IN	OUT	TOTAL
<input checked="" type="checkbox"/>	PoP-SC	PoP-SP	4.00 bps	130.00 bps
<input checked="" type="checkbox"/>	PoP-SC	PoP-RJ	0.00 bps	18.00 bps
<input checked="" type="checkbox"/>	PoP-SC	PoP-CE	0.00 bps	1.00 bps

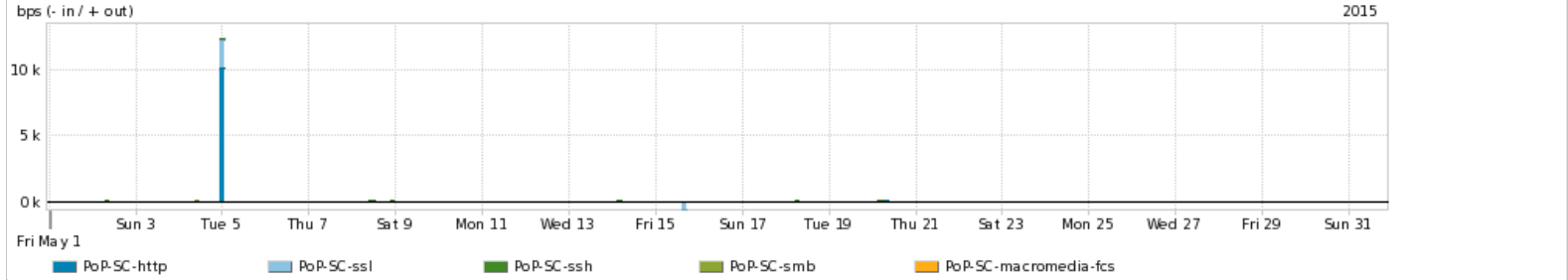
Distribuição do tráfego do PoP-SC por estado, província ou similar



PROFILE	PROFILE	IN	OUT	TOTAL
<input checked="" type="checkbox"/>	PoP-SC	Sao Paulo	0.00 bps	134.00 bps
<input checked="" type="checkbox"/>	PoP-SC	California	0.00 bps	18.00 bps
<input checked="" type="checkbox"/>	PoP-SC	New South Wales	0.00 bps	1.00 bps
<input checked="" type="checkbox"/>	PoP-SC	Hubei	0.00 bps	1.00 bps
<input checked="" type="checkbox"/>	PoP-SC	Santa Catarina	0.00 bps	1.00 bps

	PROFILE	REGION	IN	OUT	TOTAL
<input checked="" type="checkbox"/>	PoP-SC	Sao Paulo	0.00 bps	134.00 bps	134.00 bps
<input checked="" type="checkbox"/>	PoP-SC	California	6.00 bps	40.00 bps	46.00 bps
<input checked="" type="checkbox"/>	PoP-SC	New South Wales	0.00 bps	13.00 bps	13.00 bps
<input checked="" type="checkbox"/>	PoP-SC	Hubei	0.00 bps	12.00 bps	12.00 bps
<input checked="" type="checkbox"/>	PoP-SC	Santa Catarina	0.00 bps	12.00 bps	12.00 bps
<input type="checkbox"/>	PoP-SC	Washington	0.00 bps	9.00 bps	9.00 bps
<input type="checkbox"/>	PoP-SC	Hunan	0.00 bps	6.00 bps	6.00 bps
<input type="checkbox"/>	PoP-SC	Beijing	0.00 bps	4.00 bps	4.00 bps
<input type="checkbox"/>	PoP-SC	Noord-Holland	0.00 bps	4.00 bps	4.00 bps
<input type="checkbox"/>	PoP-SC	New Jersey	0.00 bps	4.00 bps	4.00 bps
<input type="checkbox"/>	PoP-SC	Rhone-Alpes	0.00 bps	4.00 bps	4.00 bps
<input type="checkbox"/>	PoP-SC	Amazonas	0.00 bps	4.00 bps	4.00 bps
<input type="checkbox"/>	PoP-SC	Colorado	0.00 bps	3.00 bps	3.00 bps
<input type="checkbox"/>	PoP-SC	Attiki	0.00 bps	3.00 bps	3.00 bps
<input type="checkbox"/>	PoP-SC	Quebec	0.00 bps	3.00 bps	3.00 bps

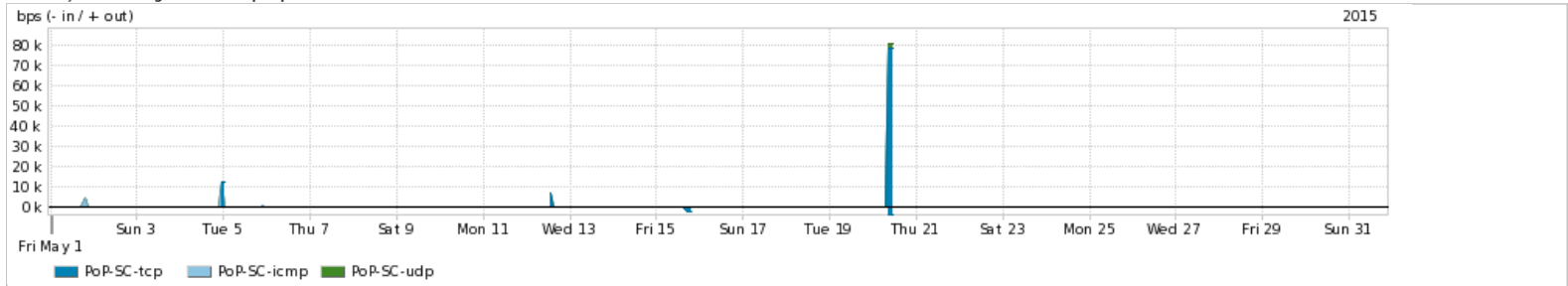
Distribuição do tráfego do PoP-SC por aplicação (análise em camada 3 e 4)



Average | Max | PCT95

	PROFILE	APPLICATION	IN	OUT	TOTAL
<input checked="" type="checkbox"/>	PoP-SC	http	0.00 bps	27.00 bps	27.00 bps
<input checked="" type="checkbox"/>	PoP-SC	ssl	1.00 bps	5.00 bps	6.00 bps
<input checked="" type="checkbox"/>	PoP-SC	ssh	0.00 bps	1.00 bps	1.00 bps
<input checked="" type="checkbox"/>	PoP-SC	smb	0.00 bps	0.00 bps	0.00 bps
<input checked="" type="checkbox"/>	PoP-SC	macromedia-fcs	0.00 bps	0.00 bps	0.00 bps
<input type="checkbox"/>	PoP-SC	dns	0.00 bps	0.00 bps	0.00 bps
<input type="checkbox"/>	PoP-SC	other TCP	0.00 bps	0.00 bps	0.00 bps

Distribuição do tráfego do PoP-SC por protocolo



Average | Max | PCT95

PROFILE	PROTOCOL	IN	OUT	TOTAL
<input checked="" type="checkbox"/>	PoP-SC	tcp	16.00 bps	268.00 bps
<input checked="" type="checkbox"/>	PoP-SC	icmp	0.00 bps	102.00 bps
<input checked="" type="checkbox"/>	PoP-SC	udp	0.00 bps	6.00 bps

For assistance with this product, please contact [support@arbornetworks.com](mailto:support@arbornetworks.com).